






8.



 / Instances 





 Refresh

 Metrics

All 

Add Instance +

 Search 

<input type="checkbox"/>	Display Name ▾	Name ▾	Internal name ▾	State ▾	IP Address ▾	Account ▾	Host ▾	Zone ▾
<input type="checkbox"/>	Windows7	 Windows7	i-2-65-VM	 Running	192.168.31.146	admin	s121.ep	Z1
<input type="checkbox"/>	EP-S-1	 EP-S-1	i-2-69-VM	 Running	192.168.31.143	admin	s121.ep	Z1

Showing 1-2 of 2 items < 1 > 20 / page ▾

2 Template/ISO → Template→ My Template→ Windows7

New instance

1 Select deployment infrastructure

A zone typically corresponds to a single datacenter. Multiple zones help make the cloud more reliable by providing physical isolation and redundancy.

* Zone

Z1

▼

Pod

▼

Cluster

▼

Host

▼

2 Template/ISO

Templates

ISOs

Search

Q

OS image that can be used to boot VMs

Featured

Community

My templates

Shared

Windows7

Total 1 items < 1 > 10 / page ▼

Override Root Disk Size

3 Compute Offering



Search 

Compute Offering	 CPU	 Memory
<input type="radio"/> small Instance	1 CPU x 0.50 Ghz	512 MB
<input type="radio"/> Medium Instance	1 CPU x 1.00 Ghz	1024 MB
<input checked="" type="radio"/> 1CPU 2048MB	1 CPU x 1.00 Ghz	2048 MB
<input type="radio"/> 2CPU 4096MB	2 CPU x 1.00 Ghz	4096 MB
<input type="radio"/> 4CPU 8192MB	4 CPU x 1.00 Ghz	8192 MB

Total 5 items < **1** > 10 / page 

4 Data Disk

Search 

Disk Offering	 Disk Size (in GB)	 Min IOPS / Max IOPS
<input type="radio"/> No thanks	-	-
<input type="radio"/> small	5 GB	-
<input checked="" type="radio"/> medium	20 GB	-
<input type="radio"/> Large	100 GB	-
<input type="radio"/> Custom	Custom Disk Size	-

Total 6 items < 1 > 10 / page

5 Security Groups

Please select security group(s) for your new VM

Search

<input type="checkbox"/>	Security Groups	Description
<input type="checkbox"/>	default	Default Security Group

Total 1 items < 1 > 10 / page

6 SSH keypairs

Search

	SSH keypairs	Account	Domain
<input checked="" type="radio"/>	No thanks	-	-

Total 0 items < 0 > 10 / page

7 Advanced Mode

Show advanced settings

8 Details

Please review the following information and confirm that your virtual instance is correct before launch.

Name (Optional)

new Windows7

Group (Optional)

Keyboard language

Start Instance



Cancel

Launch Virtual Machine

☰

Default View

Launch Virtual Machine in progress

admin cloud

🏠 / Instances ⓘ

Refresh Metrics All

Add Instance +

🔍 Search

<input type="checkbox"/>	Display Name ↕	Name ↕	Internal name ↕	State ↕	IP Address ↕	Account ↕	Host ↕	Zone ↕
<input type="checkbox"/>	Windows7	Windows7	i-2-65-VM	Running	192.168.31.146	admin	s121.ep	Z1
<input type="checkbox"/>	newWindows7	newWindows7	i-2-71-VM	Starting	192.168.31.142	admin	s123.ep	Z1
<input type="checkbox"/>	EP-S-1	EP-S-1	i-2-69-VM	Running	192.168.31.143	admin	s121.ep	Z1

Showing 1-3 of 3 items < 1 > 20 / page

Revision #4

Created 25 November 2021 05:45:59 by Epower

Updated 30 November 2021 05:40:54 by Epower