

EPower DVR

- 1.
- 2.
- 3. Camera
- 4.
- 5.
- 6.


1.

1.

→ → →

客製化 / 監控錄影 / 設定

設定

狀態 

啟用 ☒

確認

取消

2. server.ep

admin / Epower123 (admin123)

Login

Username

Password

Remember Me ☐

2.

→ → add camera

Camera Type Network Camera

URL rtsp://192.168.31.28:554/stream1 IP

Camera RTSP/TCP Camera

OK

Add Camera...

Camera Type

Network Camera

▼

URL

rtsp://192.168.31.28:554/stream1

Username

admin

Password

.....

Camera

RTSP/TCP Camera

▼

Network cameras (or IP cameras) are devices that natively stream RTSP/RTMP or MJPEG videos or plain JPEG images. Consult your device's manual to find out the correct RTSP, RTMP, MJPEG or JPEG URL.

Cancel

OK

3. Camera

- Preferences Camera

Preferences ▼

Layout Columns

1234

Fit Frames Vertically

☒ ON

Layout Rows

1234

Frame Rate Dimmer

020406080100

Resolution Dimmer

120406080100

- General Setting

General Settings ▼

Admin Username

admin

Admin Password

••••

Surveillance Username

user

Surveillance Password

motionEye Version

0.42.1

Motion Version

4.3.2

OS Version

Ubuntu 20.04

Configuration

Backup

Restore

- Video Device Camera ID

☐ ON

Video Device ▼

Camera Name

Camera3

Camera ID

3

Camera Device

rtsp://192.168.31.27:554/11

Camera Type

Network Camera

Automatic Brightness

OFF

Video Resolution

1920x1080 ▼

Video Rotation

0° ▼

Frame Rate

2 5 10 15 20 25 30

Extra Motion Options

- File Storage

File Storage ▼

Storage Device

Custom Path ▼

Root Directory

/home/sysos/motioneye/Camera3

Disk Usage

38.3/55.6 GB (68%)

Upload Media Files

OFF

Call A Web Hook

OFF

Run A Command

OFF

- Text Overlay

☐ ON
 Text Overlay ▼

Left Text

Right Text

Text Scale 1 2 3 4 5 6 7 8 9 10

- Video Streaming

Port

☐ ON
 Video Streaming ▼

Streaming Frame Rate 1 5 10 15 20 25 30

Streaming Quality 0% 25% 50% 75% 100%

Streaming Image Resizing ☐ OFF

Streaming Port

Authentication Mode

Motion Optimization ☐ OFF

Useful URLs [Snapshot URL](#)
[Streaming URL](#)
[Embed URL](#)

- Still Image

☐ ON
 Still Images ▼

Image File Name

Image Quality 0% 25% 50% 75% 100%

Capture Mode

Preserve Pictures

Enable Manual Snapshots ☐ ON

- Movie

☐ ON

Movies ▼

Movie File Name

%Y-%m-%d/%H-%M-%S

Movie Passthrough

OFF

Movie Format

H.264/OMX (.mp4) ▼

Movie Quality

0%

25%

50%

75%

100%

Recording Mode

Motion Triggered ▼

Maximum Movie Length

0 seconds

Preserve Movies

Forever ▼

- Motion Detection

☐ ON

Motion Detection ▼

Frame Change Threshold

0%

5%

10%

15%

20%

Maximum Change Threshold

0 pixels

Auto Threshold Tuning

OFF

Auto Noise Detection

ON

Light Switch Detection

0%

25%

50%

75%

100%

Despeckle Filter

OFF

Motion Gap

30 seconds

Captured Before

1 frames

Captured After

1 frames

Minimum Motion Frames

20 frames

Mask

OFF

Show Frame Changes

OFF

Create Debug Media Files

OFF

- Motion Notifications

Motion Notifications ▼

Send An Email ☐

Call A Web Hook ☐

Run A Command ☐

Run An End Command ☐

☒ ON

Working Schedule ▼


Monday ☐
Tuesday ☐
Wednesday ☐
Thursday ☐
Friday ☐
Saturday ☐
Sunday ☐

Detect Motion

4.

1. motionEye app

- Android[motionEye app](#)
- iOS[motionEye app](#)

下午2:27 

   72%



motionEye app - Home Surveillance System (搶先體驗)

FutureJJ

解除安裝

開啟

- ① 你已獲得搶先體驗這款應用程式的資格。
歡迎提供意見回饋，協助開發人員改善此
應用程式。[查看詳細資料](#)

提供私人意見給開發人員

只有開發人員看得到這項意見回饋



[提供意見](#)

開發人員聯絡資訊



關於這個應用程式



WIFI

+

URL

IP

Port

Port

Port 8765

Label


SAVE

上午9:56

95%


←

SAVE




Device URL with http:// or https://

http://192.168.31.110




(Optional) Port (usually 8765)

8765



Device Label

Epower



(Optional) Drive link linked t...

<

admin / Epower123

下午2:31

72%

Camera List



Epower

http://192.168.31.110:8765

Login

Username

Password

Remember
Me

OFF

Cancel

Login



上午10:36

90%



motionEye



2021-12-06 星期一 10:36:15



2021-12-06 星期一 10:36:16



EP-27

2021-12-06 10:36:18



2021-12-06
10:36:24



5.

1. IP

• IP

下午2:12

• 74%



IP摄像头

Pavel Khlebovich

含廣告內容

解除安裝

開啟

為這個應用程式評分

分享你的心得



撰寫評論

開發人員聯絡資訊



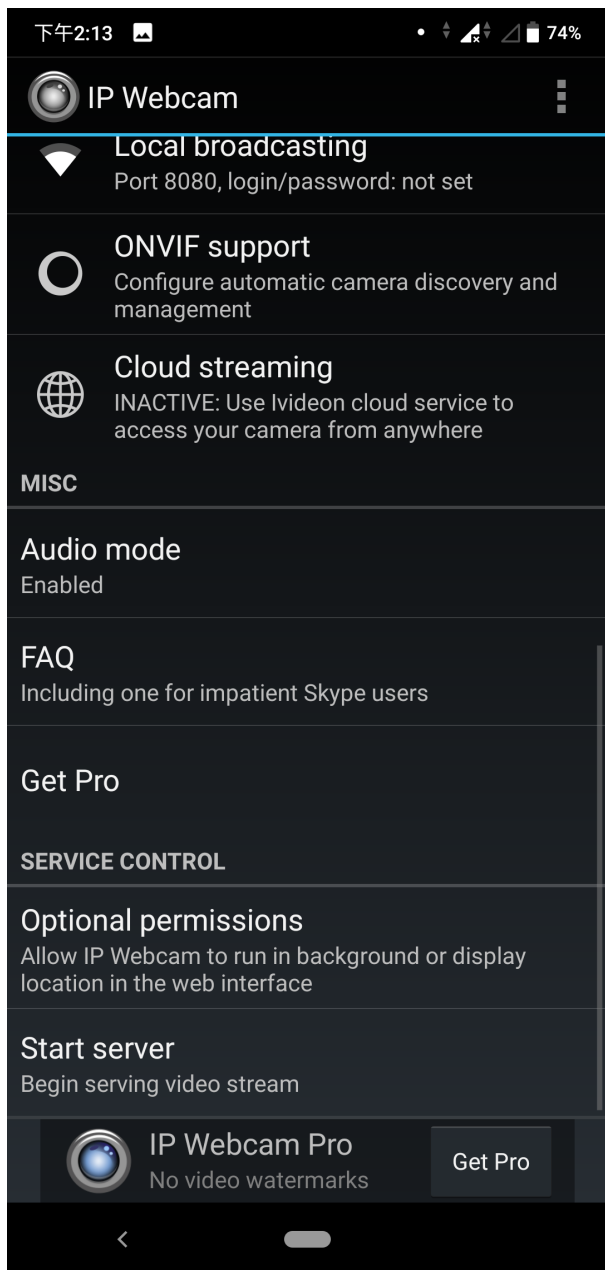
加入測試版計劃

搶先試用尚未正式發布的新功能，並向開發人員提供意見。系統會收集你使用應用程式時產生的特定資料，並提供給開發人員，協助他們改進應用程式。

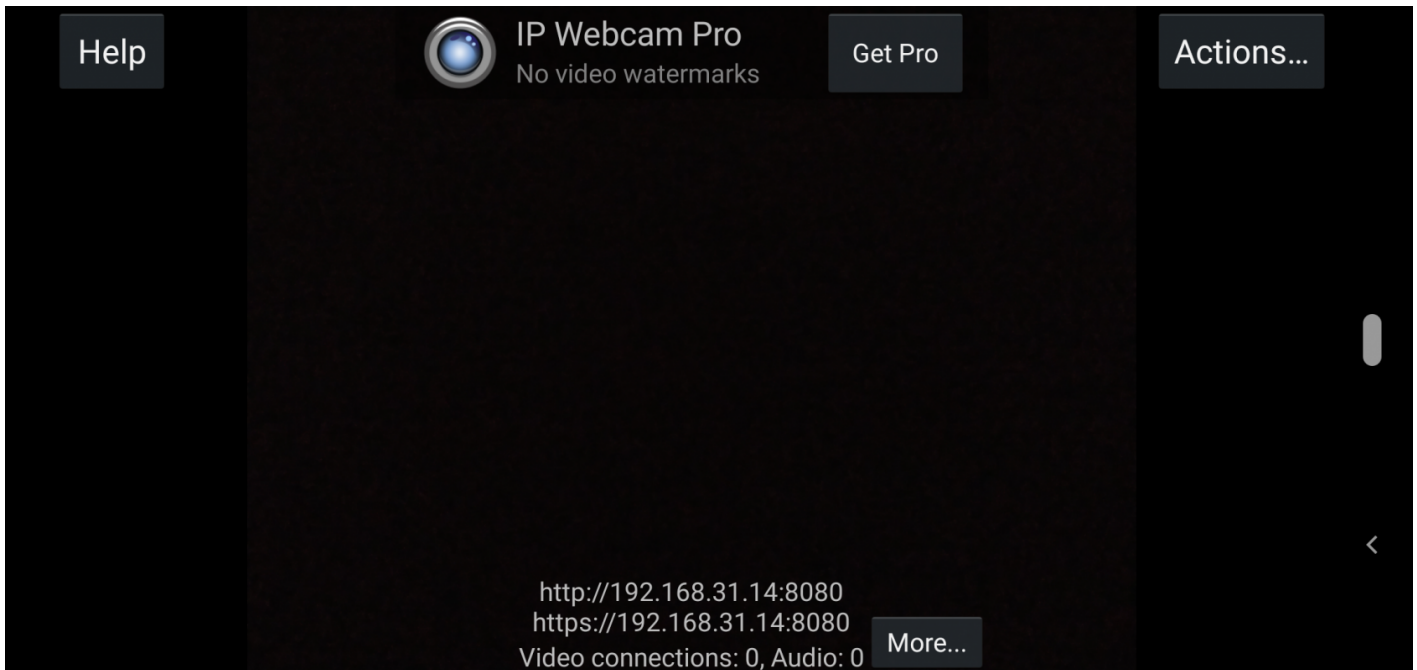


2. IP

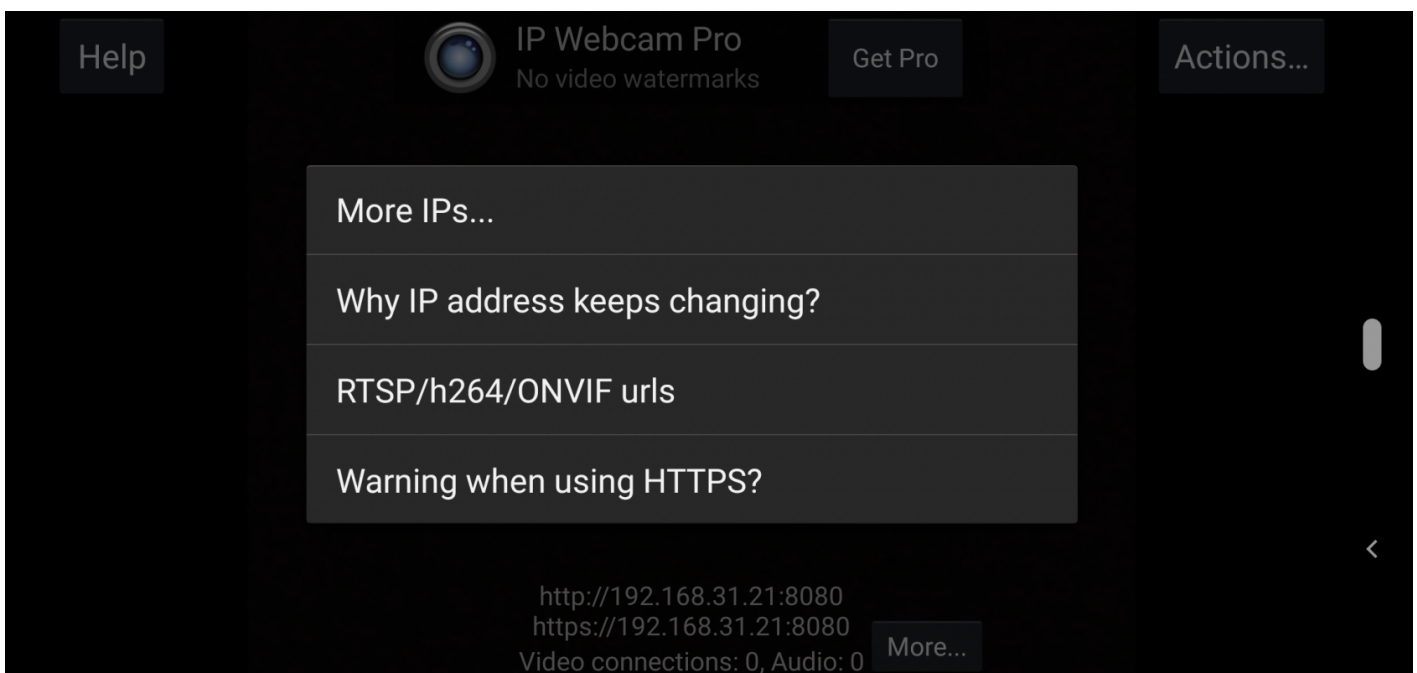
- APP Start server



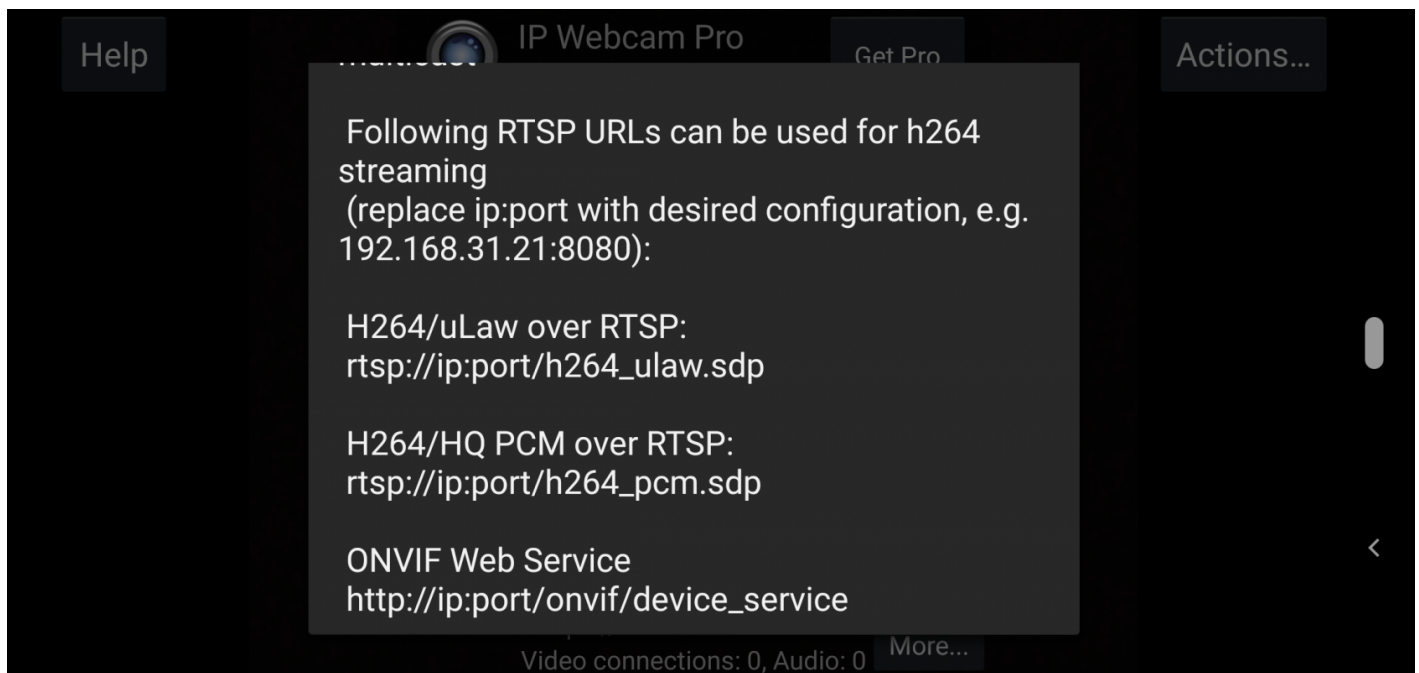
- More...



- 3 "RTSP/h564/ONVIF urls"



- **ip:port**/h264.sdp IP Port
- IP:Port 192.168.31.21:8080



- 192.168.31.110:8765 → → add camera
- Camera Type Network Camera
- URL rtsp://ip:port/h264_ulaw.sdp
- Camera OK

A screenshot of the 'Add Camera...' dialog box in the IP Webcam Pro app. The dialog has a title bar with a close button (X). It contains several input fields: 'Camera Type' with a dropdown menu showing 'Network Camera', 'URL' with the text 'rtsp://192.168.31.21:8080/h264_ula', 'Username' with the placeholder 'username...', 'Password' with the placeholder 'password...', and 'Camera' with a dropdown menu showing 'IP Webcam Server 0.4RTSP/TCP C'. There is a question mark icon next to the Username and Password fields. At the bottom, there are two buttons: 'Cancel' and 'OK'. Below the input fields, there is a paragraph of text: 'Network cameras (or IP cameras) are devices that natively stream RTSP/RTMP or MJPEG videos or plain JPEG images. Consult your device's manual to find out the correct RTSP, RTMP, MJPEG or JPEG URL.'

-



6.

Movies

ON → Movie Passthrough ON

☒ ON Movies ▼

Movie File Name

%Y-%m-%d/%H-%M-%S

Movie Passthrough

☒ ON

Movie Quality

0% 25% 50% 75% 100%

Recording Mode

Continuous Recording ▼

Maximum Movie Length

0 seconds

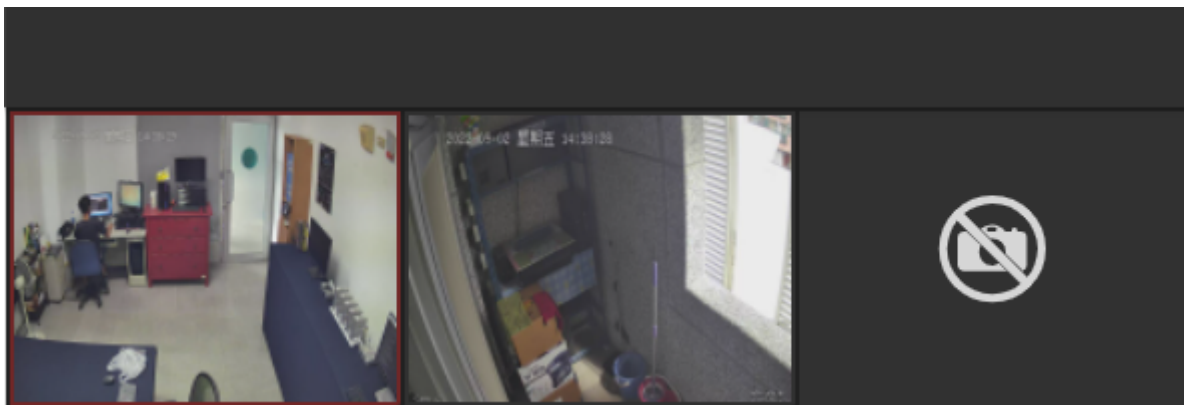
Preserve Movies

Custom ▼

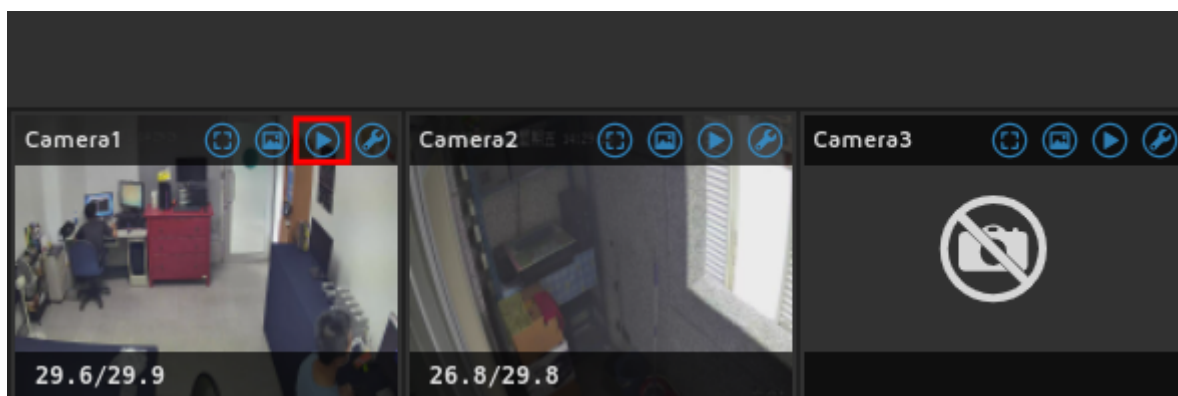
Movies Lifetime

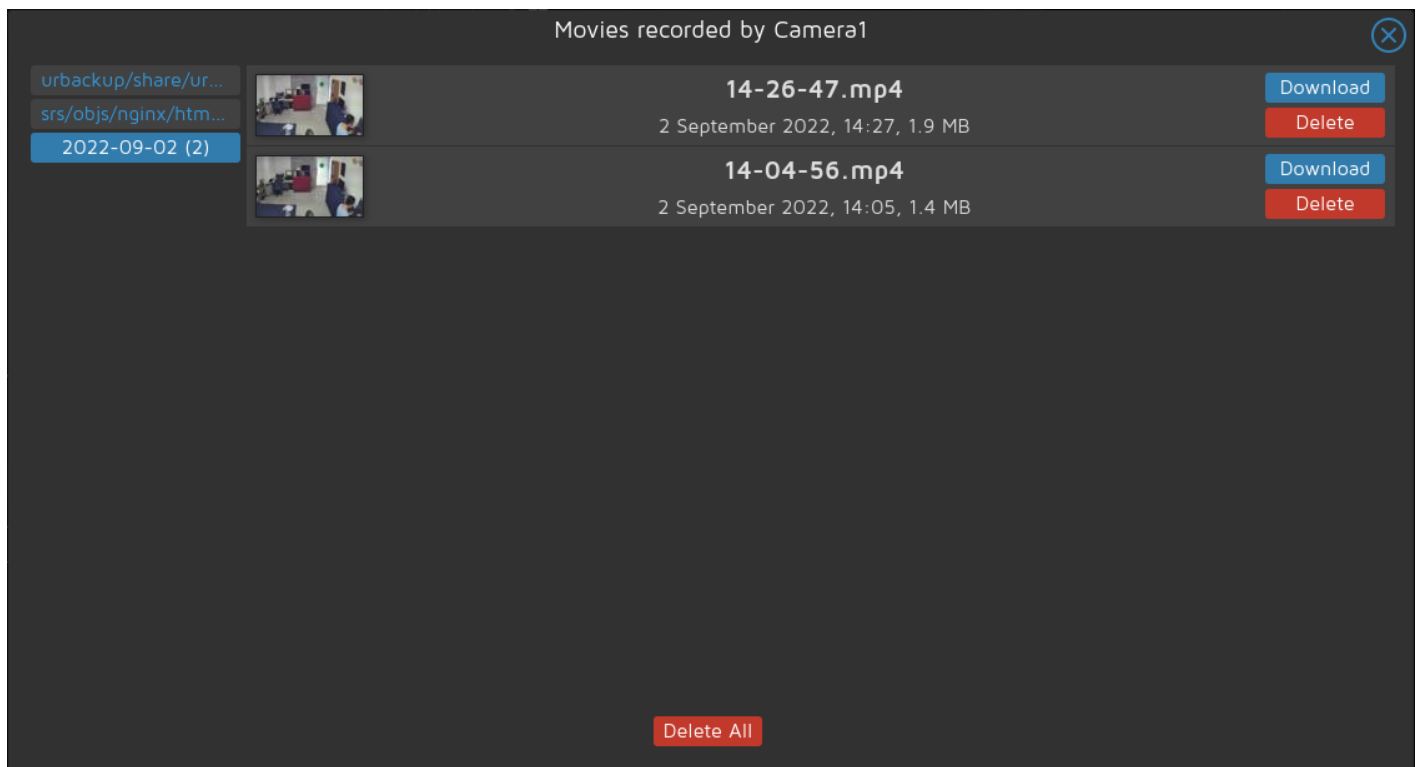
3 days

☒ ON Motion Detection ▼



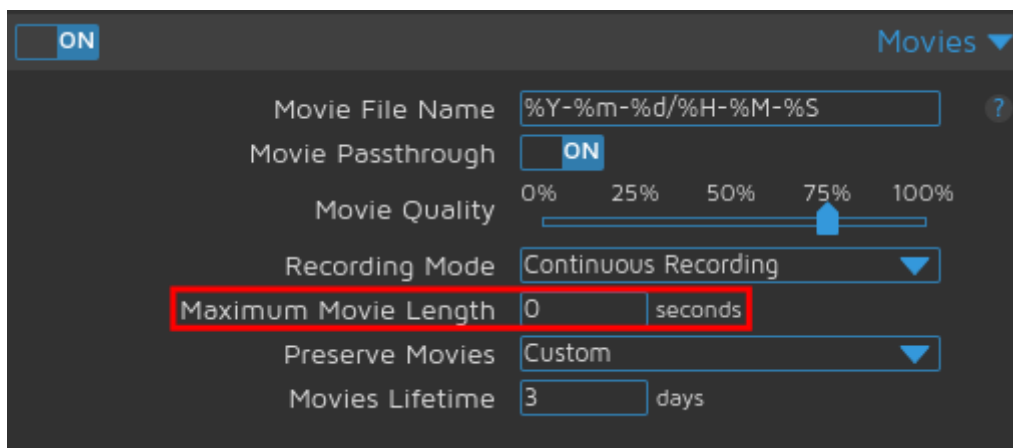
, →





Maximum Movie Length :

0, , 86400 ,



email

Motion Notification

,

Motion Notifications ▼

Send An Email ☒ ON

Email Addresses

SMTP Server

SMTP Port

SMTP Account

SMTP Password

From Address

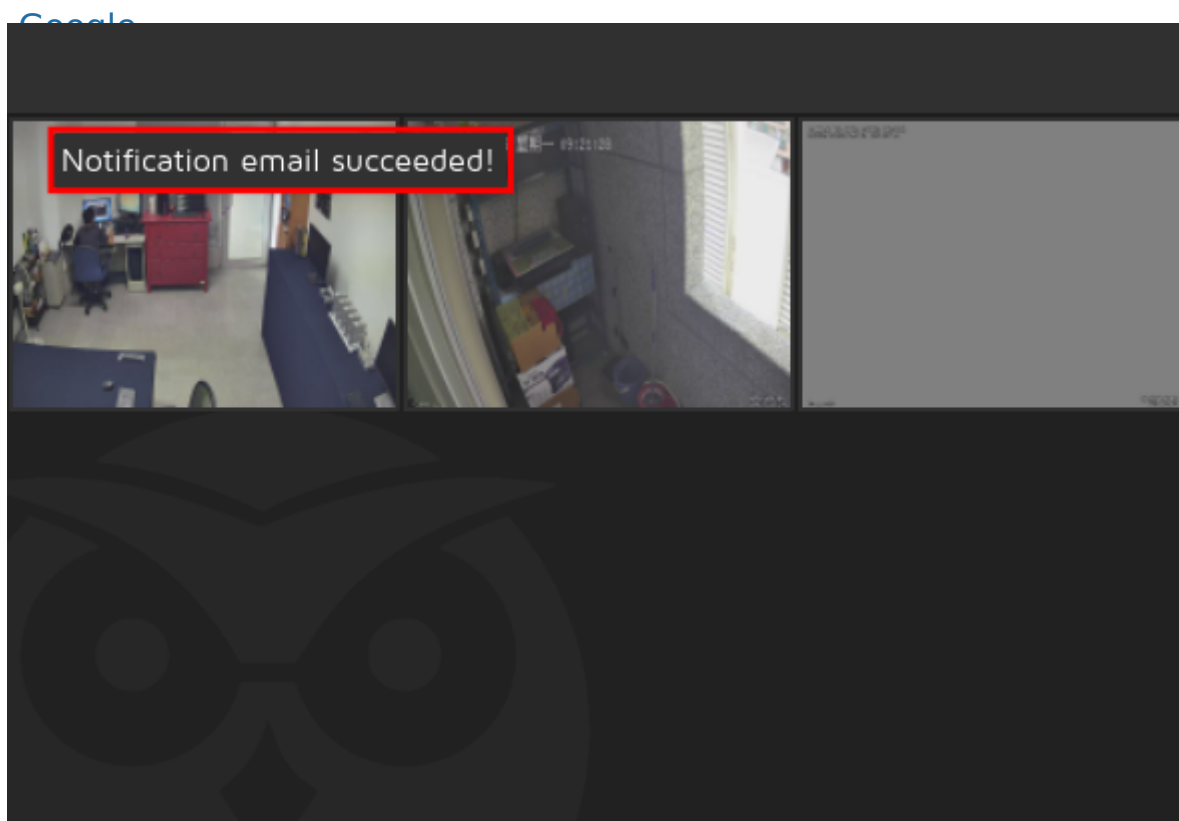
Use TLS ☒ ON

Attached Pictures Time Span seconds

Call A Web Hook ☐ OFF

Run A Command ☐ OFF

Run An End Command ☐ OFF



99+

Mail

Chat

Spaces

Meet

撰寫

收件匣

2,159

已加星號

已延後

寄件備份

草稿

10

更多

標籤

+

🔍

☰

?

⚙️

☰

我

motionEye: motion detected by "Camera1"

Motion has been detected by camera "Camera1/test" at 202...

☆