

# 4.

guacadmin → setting

RECENT CONNECTIONS

ALL CONNECTIONS

Filter

guacadmin

Home

Settings

Logout

Users →New User

## SETTINGS


 guacadmin ▾

Active Sessions   History   **Users**   Groups   Connections   Preferences

Click or tap on a user below to manage that user. Depending on your access level, users can be added and deleted, and their passwords can be changed.

 New User

 Filter

Username ▾	Organization	Full name	Last active
 guacadmin			2022-10-27 11:32:20

## EDIT USER

 guacadmin ▾

Username:

Password:

Re-enter Password:

## PROFILE

Full name:

Email address:


Organization:


Role:


## ACCOUNT RESTRICTIONS


Login disabled: ☐


Password expired: ☐

Allow access after:  

Do not allow access after:  

Enable account after:  

Disable account after:  

User time zone:  

## PERMISSIONS


Administer system: ☐

## EDIT USER

Username :

Password :

Re-enter Password :

EDIT USER		 guacadmin ▾
Username:	<input type="text"/>	
Password:	<input type="password"/>	
Re-enter Password:	<input type="password"/>	

---

Revision #10

Created 27 October 2022 02:56:07 by Epower

Updated 1 November 2022 05:19:37 by Epower