









3.


95	EP-Voip	Off	8	8000 MB	    
96	VDI-Desktop-user1	Off	1	4096 MB	    
97	Ai-Odoo	Off	8	8000 MB	    
98	demo-win10	Active	2	4096 MB	    
99	10	Active	1	8192 MB	    

1. Power



- Power Off→
- Power Cycle→
- Force Off→
- Suspend→


 Instances


 Computes


 admin


demo-win10


Active |  2 VCPU | 4096 MB RAM | 60.0 GB Disk | 


 Power


 Access

 Resize

 Snapshot

 Settings

 Stats

 Destroy

Power Off

Power Cycle

Force Off

Suspend

This action sends an ACPI shutdown signal to the instance.

Power Off

2. Access

- Console→

Console

[Instances](#) [Computes](#) admin ▾

demo-win10

Active | | 2 VCPU | 4096 MB RAM | 60.0 GB Disk |

Power

Access

Resize

Snapshot

Settings

Stats

Destroy

Console

VDI

This action opens a new window with a VNC connection to the console of the instance.

☐ Scale

☐ View Only

☐ Resize Session

☐ View Clipboard

Console

▾

3. Resize

- CPU→

Resize

demo-win10

Active | 2 VCPU | 4096 MB RAM | 60.0 GB Disk |

Power

Access

Resize

Snapshot

Settings

Stats

Destroy

CPU

Memory

Disk

Logical host CPUs : 48

Current Allocation

2

Maximum Allocation

2

Resize

• Memory→

Resize

demo-win10

Active | 2 VCPU | 4096 MB RAM | 60.0 GB Disk |

Power

Access

Resize

Snapshot

Settings

Stats

Destroy

CPU

Memory

Disk

Total host memory: 62.7 GB

Current Allocation (MB)

4096

Custom value

Maximum Allocation (MB)

4096

Custom value

Resize

• Disk→

Resize

demo-win10

Active | 2 VCPU | 4096 MB RAM | 60.0 GB Disk |



Power



Access



Resize



Snapshot



Settings



Stats



Destroy

CPU

Memory

Disk

Disk allocation (GB):

Current Allocation (vda)

60

Resize

4. Snapshot



- Take Snapshot→

Take Snapshot

demo-win10

| | 2 VCPU | 4096 MB RAM | 60.0 GB Disk |

Power

Access

Resize

Snapshot

Settings

Stats

Destroy

Take Snapshot

Manage Snapshots

This may take more than an hour, depending on how much content is on your droplet and how large the disk is.

Enter Snapshot Name

Take Snapshot

- Manage Snapshot➔

demo-win10

| | 2 VCPU | 4096 MB RAM | 60.0 GB Disk |

Power

Access

Resize

Snapshot

Settings

Stats

Destroy

Take Snapshot

Manage Snapshots

You do not have any snapshots

5. Setting

- Boot➔ host server

demo-win10

Active | 2 VCPU | 4096 MB RAM | 60.0 GB Disk |



Power



Access



Resize



Snapshot



Settings



Stats



Destroy

Boot

Disk

Console

Network

Clone

Migrate

XML

Options

Users

Autostart

Autostart your instance when host server is power on

Enable

Boot Order

1:disk, 2:cdrom,

☐ vda - demo-win101.qcow2☐ sda - Win10_1909_Chinese_Traditional_x64.iso☐ sdb - EPower-VDI-Drive.iso☐ NIC - c9:96:63

Apply

- Disk→

demo-win10

Active

2 VCPU | 4096 MB RAM | 60.0 GB Disk |

- Power
- Access
- Resize
- Snapshot
- Settings
- Stats
- Destroy

Boot

Disk

Console

Network

Clone

Migrate

XML

Options

Users

Instance Media

CD-ROM 1	Win10_1909_Chinese_Traditional_x64.iso	Unmount
CD-ROM 2	EPower-VDI-Drive.iso	Unmount

Instance Volume

Device	Used	Capacity	Storage	Source	Action
<div>i</div> vda	9.7 GB	60.0 GB	default	/storage/vm/demo-win101.qcow2	<div></div> <div></div> <div></div>

- Console→
- ✖Console

demo-win10

Active | 2 VCPU | 4096 MB RAM | 60.0 GB Disk |



Power



Access



Resize



Snapshot



Settings



Stats



Destroy

Boot

Disk

Console

Network

Clone

Migrate

XML

Options

Users

To change console settings, shutdown the instance.

Type

vnc

Listen on

All interfaces

☐ Generate password☐ Clear password

Password

Password

☐ Clear keymap

Keymap

Auto

Update

- Network→

demo-win10

Active

2 VCPU | 4096 MB RAM | 60.0 GB Disk

Power

Access

Resize

Snapshot

Settings

Stats

Destroy

Boot

Disk

Console

Network

Clone

Migrate

XML

Options

Users

Add a network device

Network Devices

Name	Info						Actions	
eth0(vnet2) <div><div></div><div>有效</div><div>bridge</div></div>	MAC	52:54:00:c9:96:63	Filter	None	Source	cloudbr0	<div></div>	<div></div>
	IPv4	unknown	IPv6	unknown	Model	virtio	QoS	<div></div>

- Clone→

demo-win10

Active | 2 VCPU | 4096 MB RAM | 60.0 GB Disk |



Power



Access



Resize



Snapshot



Settings



Stats



Destroy

Boot

Disk

Console

Network

Clone

Migrate

XML

Options

Users

Create a clone

Clone Name

demo-win101-clone

Guess

Network devices:

eth0 (cloudbr0)

52:54:00:09:f5:8e

Random

Guess

Storage devices:

vda (default)

demo-win101-clone.qcow2

Metadata



Title

Description

Clone

- Migrate→

demo-win10

Active

|

|

2 VCPU

|

4096 MB RAM

|

60.0 GB Disk

|

Power

Access

Resize

Snapshot

Settings

Stats

Destroy

Boot

Disk

Console

Network

Clone

Migrate

XML

Options

Users

For migration both host servers must have equal settings and OS type

Original host

localhost

Host migration

Live migration

Unsafe migration

Delete original

Offline migration

Post copy

Auto converge

Compressed

Migrate

- XML→
- ※XML ※

demo-win10

Active | 2 VCPU | 4096 MB RAM | 60.0 GB Disk |

Power

Access

Resize

Snapshot

Settings

Stats

Destroy

Boot

Disk

Console

Network

Clone

Migrate

XML

Options

Users

If you need to edit XML please Power Off the instance

```
1 <domain type='kvm' id='82'>
2   <name>demo-win10</name>
3   <uuid>700bbcc3-c249-4182-b3e8-14ea7bcce785</uuid>
4   <description>None</description>
5   <memory unit='KiB'>4194304</memory>
6   <currentMemory unit='KiB'>4194304</currentMemory>
7   <vcpu placement='static'>2</vcpu>
8   <resources>
9     <partition>/machine</partition>
10  </resources>
11  <os>
12    <type arch='x86_64' machine='pc-q35-4.2'>hvm</type>
13    <boot dev='hd' />
14    <boot dev='cdrom' />
15    <bootmenu enable='yes' />
16  </os>
17  <features>
18    <acpi />
19    <apic />
20  </features>
21  <cpu mode='custom' match='exact' check='full'>
22    <model fallback='forbid'>IvyBridge-IBRS</model>
23    <vendor>Intel</vendor>
24    <feature policy='require' name='ss' />
25    <feature policy='require' name='vmx' />
26    <feature policy='require' name='pdcn' />
27    <feature policy='require' name='pcid' />
28    <feature policy='require' name='hypervisor' />
29    <feature policy='require' name='arat' />
```

變更

- Options → vCPU
- ※ Primary Video Model qxl ※

demo-win10

Active | 2 VCPU | 4096 MB RAM | 60.0 GB Disk |

Power

Access

Resize

Snapshot

Settings

Stats

Destroy

Boot

Disk

Console

Network

Clone

Migrate

XML

Options

Users

To set instance template name description, shutdown the instance.

Title

Description

None

Is template

☐

變更

To set instance video model, shutdown the instance.

Primary Video Model

qxl



Set

To set instance vCPUs hotpluggable

vCPU Hot Plug

Disabled



Set

To Enable/Disable Qemu Guest Agent. Status: Connected

Qemu Guest Agent

Enabled



Set

- User→

demo-win10

Active | 2 VCPU | 4096 MB RAM | 60.0 GB Disk |

Power

Access

Resize

Snapshot

Settings

Stats

Destroy

Boot

Disk

Console

Network

Clone

Migrate

XML

Options

Users

Instance owners



6. Stats

- Real Time→

demo-win10

Active | 2 VCPU | 4096 MB RAM | 60.0 GB Disk |



Power



Access



Resize



Snapshot



Settings



Stats



Destroy

Real Time

Logs

→ CPU Usage



→ Memory Usage



- Logs→

demo-win10

Active | 2 VCPU | 4096 MB RAM | 60.0 GB Disk |

- Power
- Access
- Resize
- Snapshot
- Settings
- Stats
- Destroy

Real Time

Logs

Date	User	Message
11/25/21 06:10:16	admin	Power Cycle
11/25/21 06:08:43	admin	Power Off
11/25/21 06:07:38	admin	Power Off
11/25/21 05:43:12	admin	Power On
11/25/21 05:43:04	admin	Unmount media: sdb
11/25/21 05:42:57	admin	Unmount media: sda
11/25/21 05:42:40	admin	Add CD-ROM: sdb

7. Destory

- Destory

demo-win10

Active | 2 VCPU | 4096 MB RAM | 60.0 GB Disk |

Power

Access

Resize

Snapshot

Settings

Stats

Destroy

Destroy Instance

This action starts remove instance process

Destroy

Revision #15

Created 23 November 2021 02:09:11 by Epower

Updated 26 November 2021 03:22:40 by Epower