

1. Zabbix Agent

Windows 10

Zabbix agents???????????

?? windows -> Any -> amd64 -> 5.0 LTS -> OpenSSL -> MSI

Download and install Zabbix

Zabbix Packages

Zabbix Cloud Images

Zabbix Containers

Zabbix Appliance

Zabbix Sources

Zabbix Agents

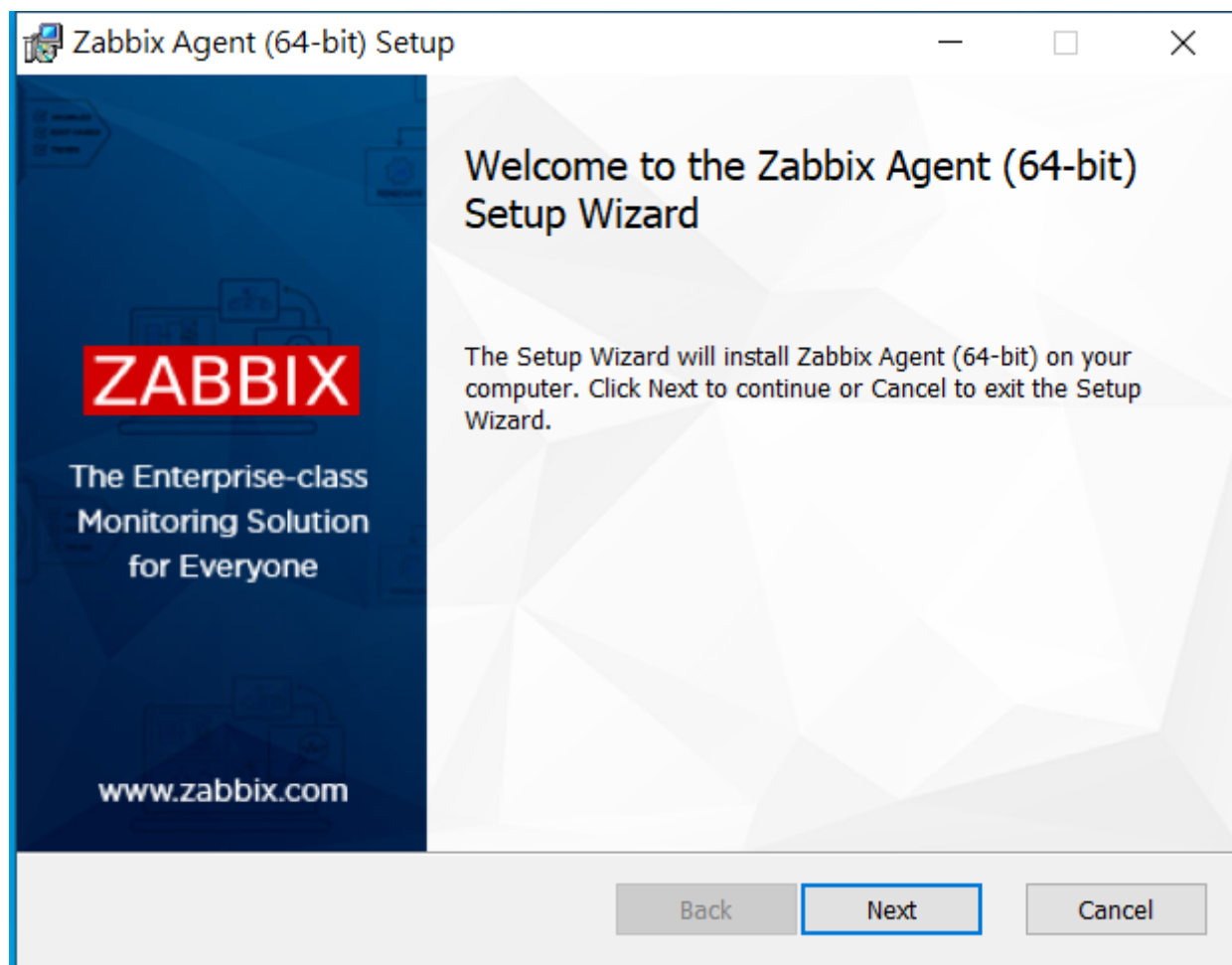
Download and install pre-compiled Zabbix agents

☐ Show legacy downloads

OS DISTRIBUTION	OS VERSION	HARDWARE	ZABBIX VERSION	ENCRYPTION	PACKAGING
Windows	Any	amd64	5.4	OpenSSL	MSI
Linux		i386	5.2	No encryption	Archive
macOS			5.0 LTS		
AIX			4.4		
FreeBSD			4.2		
OpenBSD			4.0 LTS		
Solaris			3.0 LTS		

???????????? Zabbix Server ??????????????????????

???????



???????

Zabbix Agent service configuration

Please enter the information for configure Zabbix Agent

ZABBIX

Host name:

win10

Zabbix server IP/DNS:

伺服器IP

Agent listen port:

10050

Server or Proxy for
active checks:

伺服器IP

☐ Enable PSK☐ Add agent location to the PATH

Back

Next

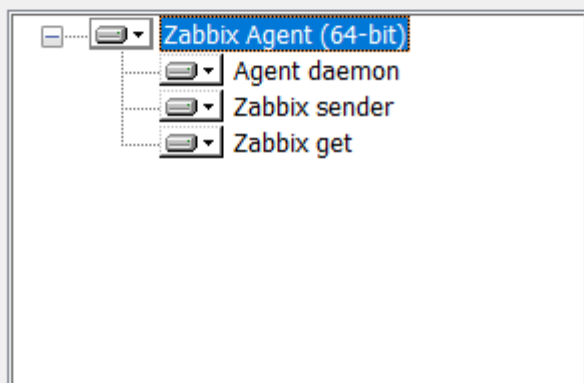
Cancel

Custom Setup

Select the way you want features to be installed.

ZABBIX

Click the icons in the tree below to change the way features will be installed.



Zabbix Agent is deployed on monitoring targets to actively monitor local resources and applications and report the gathered data to Zabbix server.

This feature requires 0KB on your hard drive. It has 3 of 3 subfeatures selected. The subfeatures require 8765KB on your hard drive.

Location: C:\Program Files\Zabbix Agent\

Browse...

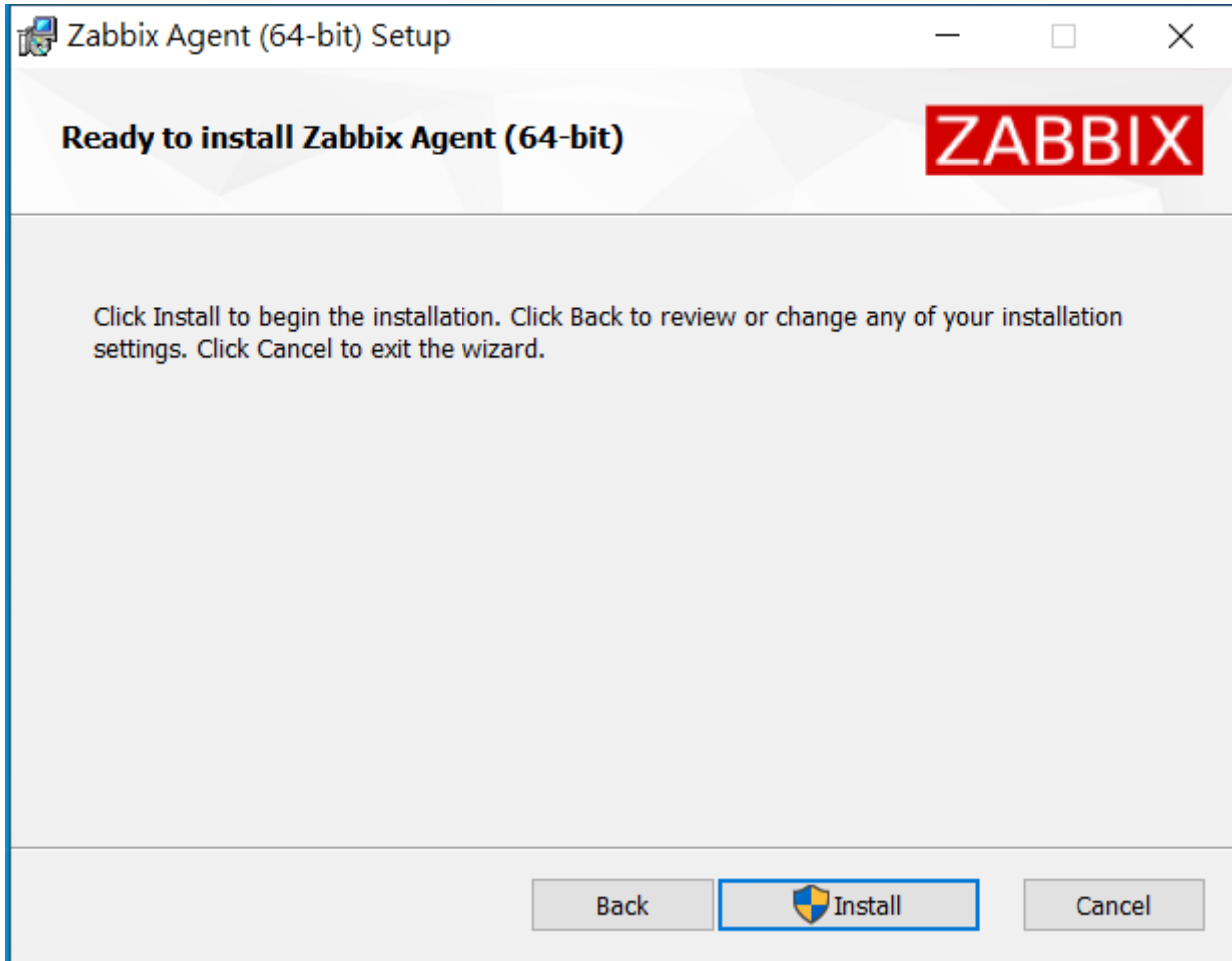
Reset

Disk Usage

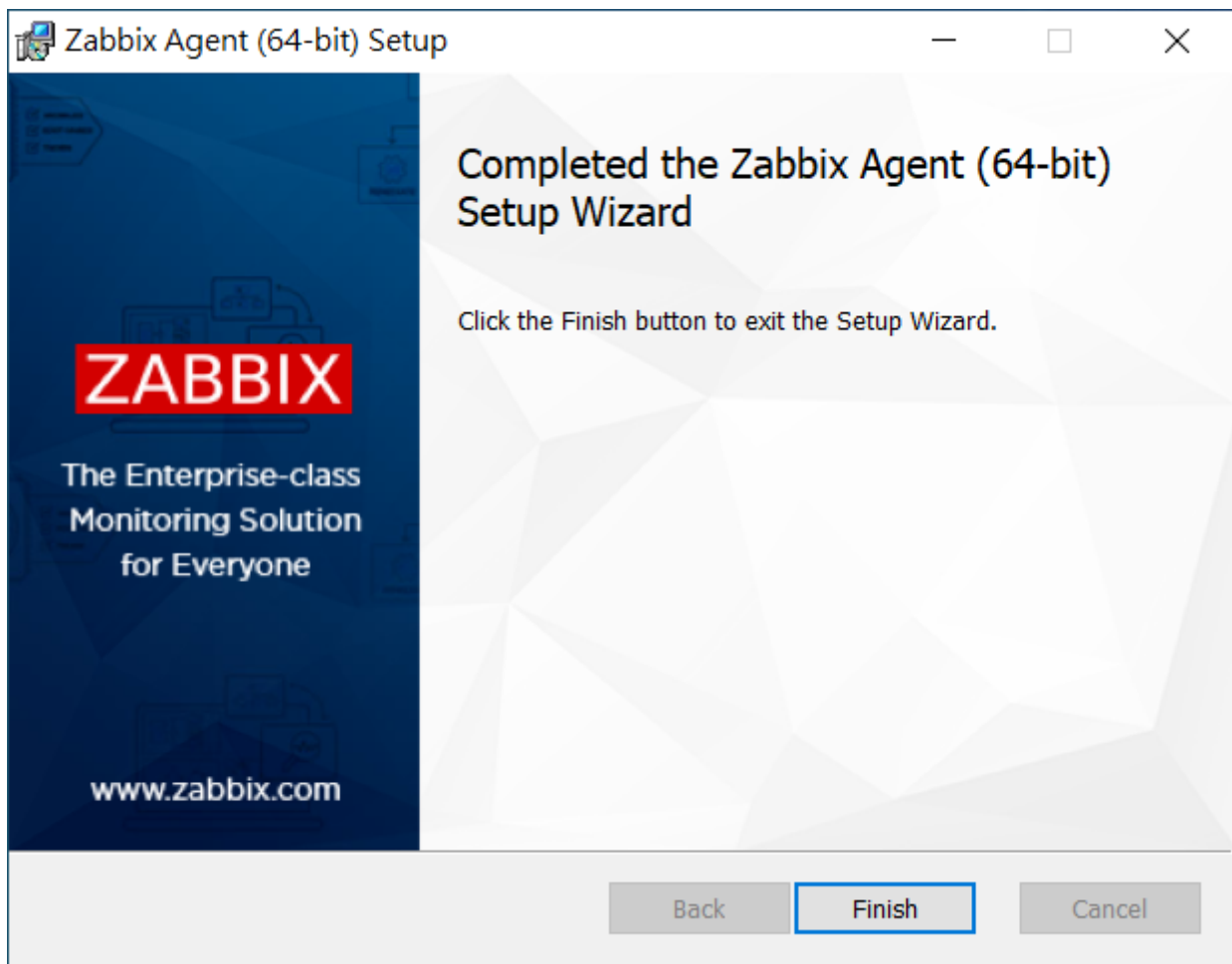
Back

Next

Cancel



????



sever

Revision #7

Created 4 November 2021 01:40:02 by Epower

Updated 5 November 2021 02:45:22 by Epower