

# 4. Line Login

LINE Developers

Create a new channel


The screenshot shows the LINE Developers console interface. The left sidebar contains the 'Providers' section with a search bar and an 'Admin' dropdown menu. The 'Admin' menu is open, and the 'テスト中' (Testing) option is highlighted with a red box. Below it, 'テスト服務' (Testing Service) is listed. The main content area shows the 'TOP > 測試中' breadcrumb and the '測試中' title. The 'Channels' tab is selected, and a red box highlights the 'Create a new channel' button. To the right, there is a card for '測試名稱' (Testing Name) with a 'Messaging API' label and an 'Admin' role indicator. A 'Group by role' checkbox is checked in the top right corner.

LINE Login



## Create a new channel

Choose a channel type to continue



LINE Login



Messaging API




CLOVA Skill



Blockchain Service



LINE MINI App

Available features might defer based on the account with which you are currently logged in. For details, check the [document](#) .

## LINE Login

[TOP](#)

### Create a new channel

Channel type

LINE Login




✓ Don't leave this empty

Provider


測試中



✓ Don't leave this empty

Region to provide  
the service 

☐ Japan ☐ Thailand ☒ Taiwan ☐ Indonesia

Company or  
owner's country or  
region 

Taiwan



Corporations should select their company's country or region. Individuals should select the country or region of their store, or residence.

✓ Don't leave this empty

## Web app    Mobile app

Channel name

您的頻道名稱

- ✓ Don't leave this empty
- ✓ Don't use special characters (4-byte Unicode)
- ✓ Enter no more than 20 characters

Channel description

頻道註解

- ✓ Don't leave this empty
- ✓ Don't use special characters (4-byte Unicode)
- ✓ Enter no more than 500 characters

App types <sup>?</sup>

- ☒ Web app
- ☒ Mobile app

- ✓ Don't leave this empty

Email address <sup>?</sup>

您的電子郵件

- ✓ Don't leave this empty

URL

Create

### Privacy policy URL

optional

- ✓ Enter a valid HTTPS URL
- ✓ Enter no more than 500 characters

### Terms of use URL

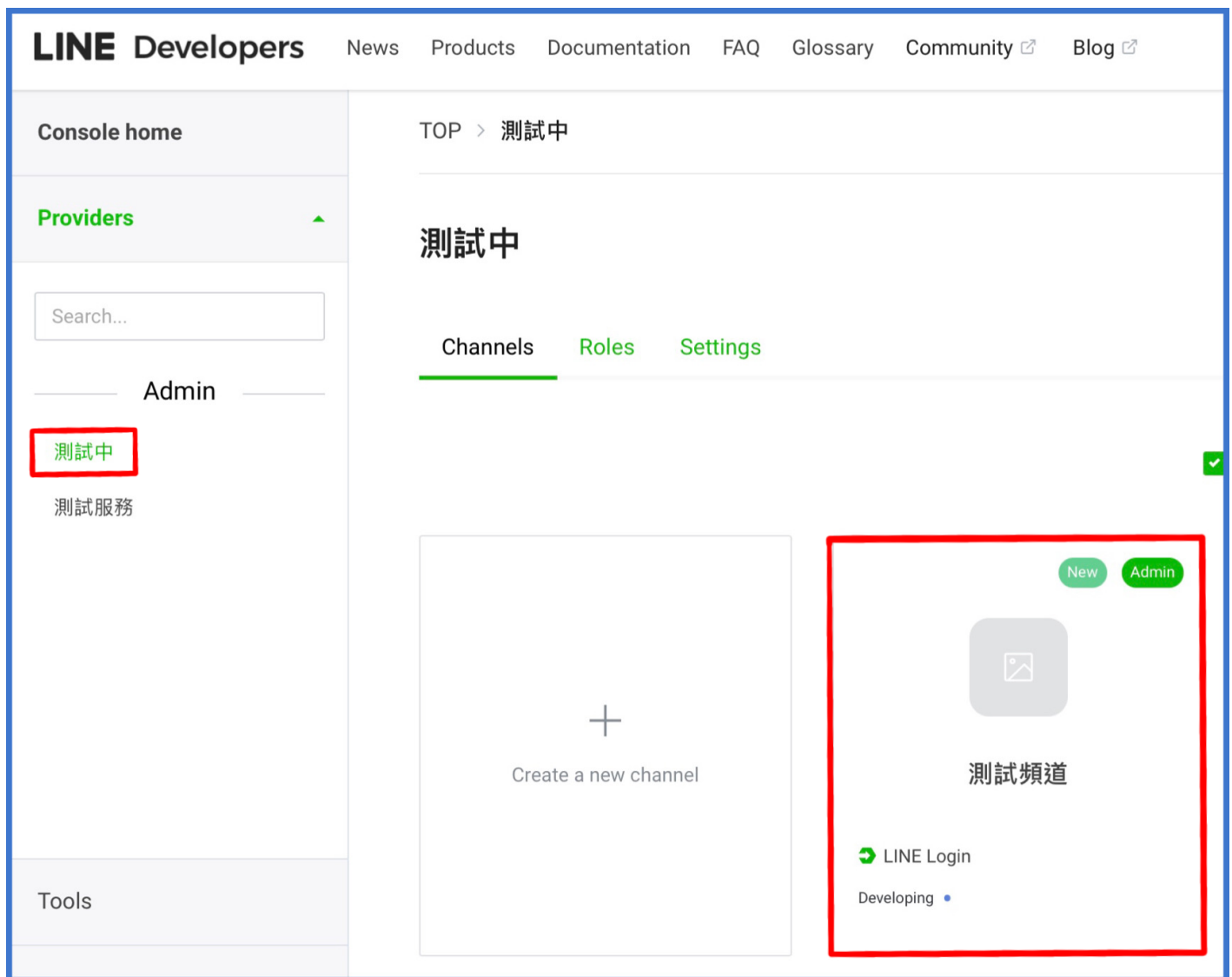
optional

- ✓ Enter a valid HTTPS URL
- ✓ Enter no more than 500 characters

☒ I have read and agree to the [LINE Developers Agreement](#) 

✓ Select the checkbox after reading the related document

Create





Channel ID

Channel secret		
TOP > 測試中 > 測試頻道		
TOP > 測試中 > 測試頻道		
Epower	Channel ID	Channel secret
LINE Login API		
LINE Developers Channel ID	<div>LIFF 1657563885</div>	Add
Channel secret	<div>dbff57695583e5c85627b4ea2c2c0cfd</div>	
LIFF ID Full		
LIFF ID Tall		

Basic settings   LINE Login   **LIFF**   Roles

## LIFF applications

- LIFF (LINE Front-end Framework) is a platform for building web apps that can run within LINE. Each LIFF app must be linked to a channel.
- Learn how to add LIFF apps from the [documentation](#) 
- The use of a user's LINE account information to deliver advertisements through a third party service is prohibited. For more information, see [LINE Developers Agreement](#) 

**This channel doesn't have any LIFF apps yet**

Add a LIFF app to get started

Add

webapp1   size   Full

URL   Epower   index.php   api/webapp/1

<https://www.lineapp.com.tw/store/001/index.php>

<https://www.lineapp.com.tw/store/001/api/webapp/1>

## Basic information

LIFF app name

webapp1

- ✓ Don't leave this empty
- ✓ Don't use special characters (4-byte Unicode)
- ✓ Enter no more than 256 characters

Size

☒ Full ☐ Tall ☐ Compact

- ✓ Don't leave this empty

Endpoint URL

https://www.lineapp.com.tw/store/001/api/webapp/1

- ✓ Don't leave this empty
- ✓ Enter a valid HTTPS URL
- ✓ URL fragment(#hash) is not acceptable.
- ✓ Enter no more than 1000 characters

Scopes

view all

chat\_message.write

Add

## Scopes ?

☒ profile ☒ openid

View all ▲

☒ chat\_message.write

✓ Don't leave this empty

✓ Select openid or profile

## Bot link feature ?

☒ On (Normal) ☐ On (Aggressive) ☐ Off

✓ Don't leave this empty

## Options

### Scan QR ?



### Module mode ?



webapp2   size   Tall

URL   Epower   index.php   api/webapp/2

<https://www.lineapp.com.tw/store/001/index.php>

<https://www.lineapp.com.tw/store/001/api/webapp/2>



## Basic information

LIFF app name

webapp2

- ✓ Don't leave this empty
- ✓ Don't use special characters (4-byte Unicode)
- ✓ Enter no more than 256 characters

Size

☐ Full ☒ Tall ☐ Compact

- ✓ Don't leave this empty

Endpoint URL

https://www.lineapp.com.tw/store/001/api/webapp/2

- ✓ Don't leave this empty
- ✓ Enter a valid HTTPS URL
- ✓ URL fragment(#hash) is not acceptable.
- ✓ Enter no more than 1000 characters

webapp3   size   Compact

URL   Epower   index.php   api/webapp/3

https://www.lineapp.com.tw/store/001/index.php

https://www.lineapp.com.tw/store/001/api/webapp/3

## Basic information

LIFF app name

webapp3

- ✓ Don't leave this empty
- ✓ Don't use special characters (4-byte Unicode)
- ✓ Enter no more than 256 characters

Size

☐ Full ☐ Tall ☒ Compact

- ✓ Don't leave this empty

Endpoint URL



https://www.lineapp.com.tw/store/001/api/webapp/3

- ✓ Don't leave this empty
- ✓ Enter a valid HTTPS URL
- ✓ URL fragment(#hash) is not acceptable.
- ✓ Enter no more than 1000 characters

LIFF










LIFF ID

linked to a channel.

- Learn how to add LIFF apps from the [documentation](#) 
- The use of a user's LINE account information to deliver advertisements through a third party service is prohibited. For more information, see [LINE Developers Agreement](#) 

shareTargetPicker 



LIFF app name	LIFF ID	LIFF URL	Size	
webapp3	1657563885-8Z1p1XxO	 <a href="https://liff.line.me/1657563885-8Z1p1XxO">https://liff.line.me/1657563885-8Z1p1XxO</a>	 Compact	
webapp2	1657563885-a12J2KLA	 <a href="https://liff.line.me/1657563885-a12J2KLA">https://liff.line.me/1657563885-a12J2KLA</a>	 Tall	
webapp1	1657563885-aQ2J2q6E	 <a href="https://liff.line.me/1657563885-aQ2J2q6E">https://liff.line.me/1657563885-aQ2J2q6E</a>	 Full	

Epower

line

Full webapp1 LIFF ID

Tall webapp2 LIFF ID

Compact webapp3 LIFF ID

## LINE Login API

Channel ID

1657563885

Channel secret

dbff57695583e5c85627b4ea2c2c0cfd

LIFF ID Full

1657563885-aQ2J2q6E

**webapp1**

LIFF ID Tall

1657563885-a12J2KLA

**webapp2**

LIFF ID Compact

1657563885-8Z1p1XxO

**webapp3**

LINE Developers

Developing



## 測試頻道

Admin

LINE Login

Developing

Basic settings

LINE Login

LIFF

Roles

### LIFF applications

Add

- LIFF (LINE Front-end Framework) is a platform for building web apps that can run within LINE. Each LIFF app must be linked to a channel.
- Learn how to add LIFF apps from the [documentation](#)
- The use of a user's LINE account information to deliver advertisements through a third party service is prohibited. For more information, see [LINE Developers Agreement](#)

shareTargetPicker ?



Publish



## 測試頻道

Admin

LINE Login

Developing

### Publish this channel?

After you change the channel status from Developing to Published, any LINE user can communicate with the app linked to your channel. You can't undo this. The only way to return to Developing status is to delete the channel and recreate it.

Cancel

Publish

Learn how to add LIFT apps from the [documentation](#)

- The use of a user's LINE account information to deliver advertisements through a third party. For more information, see [LINE Developers Agreement](#)

shareTargetPicker ?



line

## 會員中心

[www.lineapp.com.tw](http://www.lineapp.com.tw)



Revision #14

Created 17 October 2022 05:05:34 by Epower

Updated 1 November 2022 05:59:03 by Epower